




ENERG

енергия · ενεργεια



Model Indoor unit
Outdoor unit

MSZ-LN25VG
MUZ-LN25VG

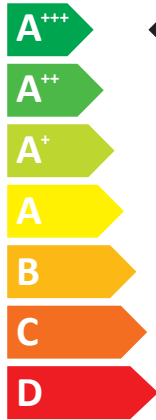
SEER



A+++

kW 2,5
SEER 10,5
kWh/annum 83

SCOP



A+++

A+++

kW	1,7	3,0	X
SCOP	6,6	5,2	X
kWh/annum	358	794	X



58dB



60dB



ENERGIA · ЕНЕРГИЯ · ΕΝΕΡΓΕΙΑ · ENERGIJA · ENERGY · ENERGIE · ENERGI

626/2011

JG79B797H01

PRODUCT INFORMATION (*)			
ROOM AIR CONDITIONER	INDOOR MODEL OUTDOOR MODEL	MSZ-LN25VG MUZ-LN25VG	
Function (Indicate if present)			
cooling		Y	
heating		Y	
If function includes heating: Indicate the heating season the information relates to; Indicated values should relate to one heating season at a time, include at least the heating season 'Average'.			
Average (mandatory)		Y	
Warmer (if designated)		Y	
Colder (if designated)		N	
Item	symbol	value	unit
Design load			
cooling	Pdesignc	2,5	kW
heating/Average	Pdesignh	3,0	kW
heating/Warmer	Pdesignh	1,7	kW
heating/Colder	Pdesignh	x	kW
Declared capacity for cooling, at indoor temperature 27(19)°C and outdoor temperature Tj			
Tj=35°C	Pdc	2,5	kW
Tj=30°C	Pdc	1,9	kW
Tj=25°C	Pdc	1,2	kW
Tj=20°C	Pdc	1,0	kW
Declared capacity for heating/Average season, at indoor temperature 20°C and outdoor temperature Tj			
Tj=-7°C	Pdh	2,7	kW
Tj=2°C	Pdh	1,7	kW
Tj=7°C	Pdh	1,0	kW
Tj=12°C	Pdh	1,1	kW
Tj=bivalent temperature	Pdh	3,0	kW
Tj=operating limit	Pdh	2,5	kW
Declared capacity for heating/Warmer season, at indoor temperature 20°C and outdoor temperature Tj			
Tj=2°C	Pdh	1,7	kW
Tj=7°C	Pdh	1,0	kW
Tj=12°C	Pdh	1,1	kW
Tj=bivalent temperature	Pdh	1,7	kW
Tj=operating limit	Pdh	2,5	kW
Declared capacity for heating/Colder season, at indoor temperature 20°C and outdoor temperature Tj			
Tj=-7°C	Pdh	x	kW
Tj=2°C	Pdh	x	kW
Tj=7°C	Pdh	x	kW
Tj=12°C	Pdh	x	kW
Tj=bivalent temperature	Pdh	x	kW
Tj=operating limit	Pdh	x	kW
Tj=-15°C	Pdh	x	kW
Bivalent temperature			
heating/Average	Tblv	-10	°C
heating/Warmer	Tblv	2	°C
heating/Colder	Tblv	x	°C
Cycling Interval capacity			
for cooling	Pcyc	x	kW
for heating	Pcyc	x	kW
Degradation co-efficient cooling	Cdc	0,25	-
Cycling Interval efficiency			
for cooling	EERcyc	x	-
for heating	COPcyc	x	-
Degradation co-efficient heating	Cdh	0,25	-
Electric power input in power modes other than 'active mode'			
off mode	POFF	1	W
standby mode	PSB	1	W
thermostat - off mode	PTO	8	W
crankcase heater mode	PCK	0	W
Annual electricity consumption			
cooling	QCE	83	kWh/a
heating/Average	QHE	794	kWh/a
heating/Warmer	QHE	358	kWh/a
heating/Colder	QHE	x	kWh/a
Capacity control (Indicate one of three options)			
fixed		N	
staged		N	
variable		Y	
Other Items			
Sound power level (Indoor/outdoor)	LWA	58/60	dB(A)
Global warming potential	GWP	550	kgCO2eq
Rated air flow (Indoor/outdoor)	-	714/1884	m3/h
Contact details for obtaining more information	MITSUBISHI ELECTRIC CORPORATION SHIZUOKA WORKS 3-18-1, Oshika, Suruga-ku, Shizuoka 422-8528, Japan E-mail: melsherp@MitsubishiElectric.co.jp		

(*) This information is based on the "product information requirement" in COMMISSION REGULATION (EU) No206/2012.

TECHNICAL DOCUMENTATION (1)

ROOM AIR CONDITIONER	INDOOR MODEL	MSZ-LN25VG	307H*890W*233D (mm)
	OUTDOOR MODEL	MUZ-LN25VG	550H*800W*285D (mm)

Function	
cooling	Y
heating	Y

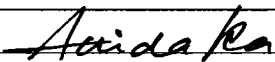
The heating season	
Average (mandatory)	Y
Warmer (if designated)	Y
Colder (if designated)	N

Capacity control	
fixed	N
staged	N
variable	Y

Item	symbol	value	unit
Seasonal efficiency (2)			
cooling	SEER	10,5	-
heating/Average	SCOP/A	5,2	-
heating/Warmer	SCOP/W	6,6	-
heating/Colder	SCOP/C	x	-

Energy efficiency class			
cooling	SEER	A+++	-
heating/Average	SCOP/A	A+++	-
heating/Warmer	SCOP/W	A+++	-
heating/Colder	SCOP/C	x	-

Other Items			
Sound power level (Indoor/outdoor)	LWA	58/60	dB(A)
Refrigerant	-	R32	-
Global warming potential	GWP	550	kgCO ₂ eq,

Identification and signature of the person empowered to bind the supplier			
	Akira Hldaka Department Manager, Quality Assurance Department MITSUBISHI ELECTRIC CONSUMER PRODUCTS (THAILAND) CO.,LTD		

(1) This information is based on COMMISSION DELEGATED REGULATION (EU)No626/2011.

(2) SEER/SCOP values are measured based on FprEN 14825:2011: Testing and rating at part load conditions and calculation of seasonal performance.